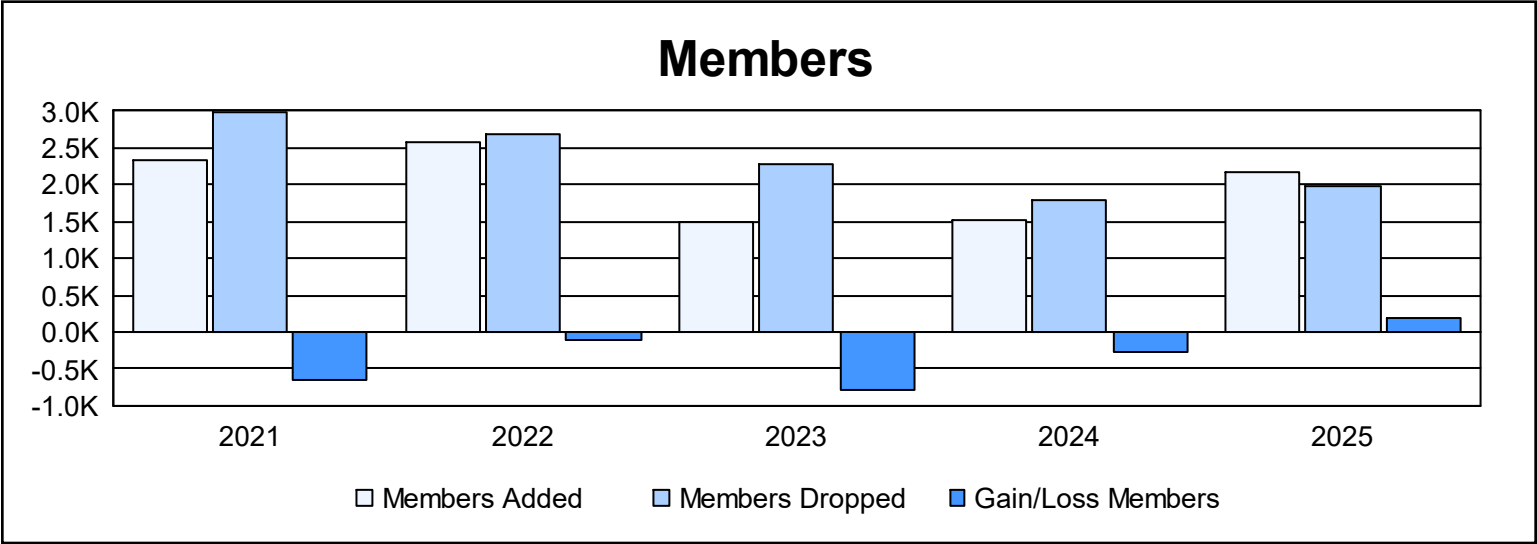
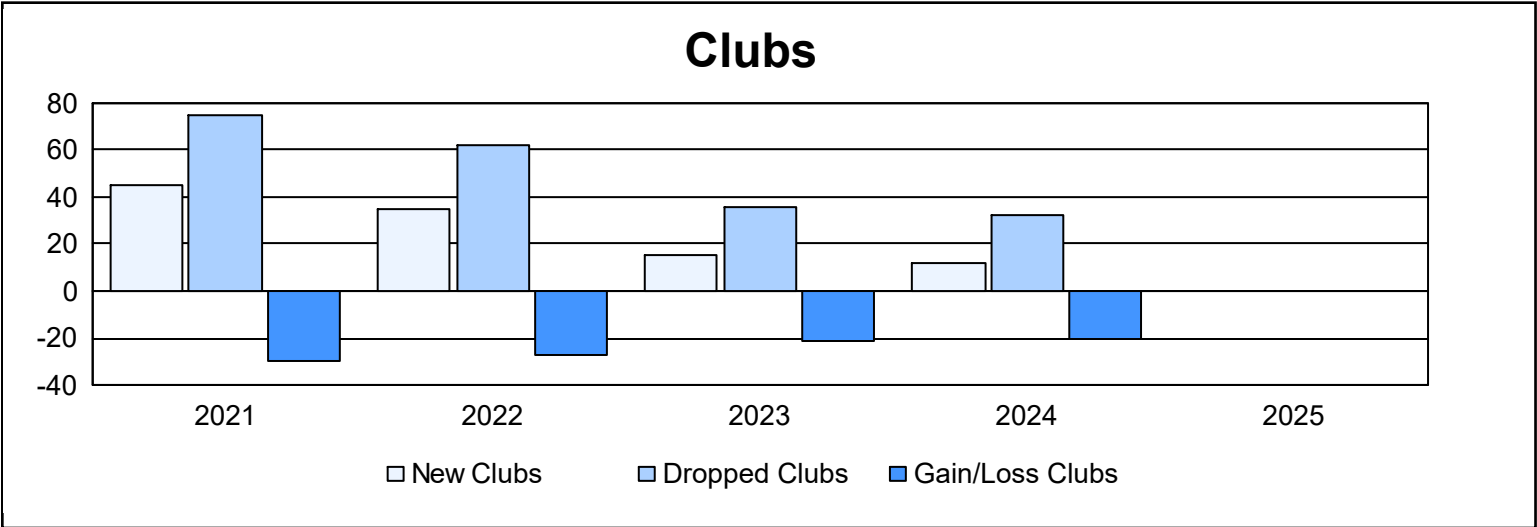
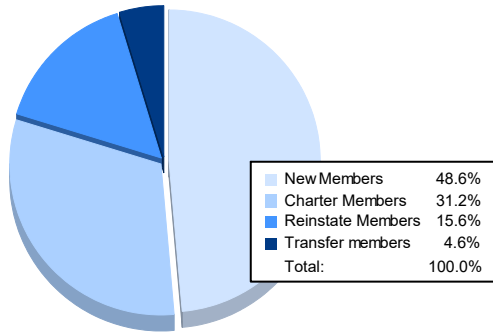


Year	New Clubs	Dropped Clubs	Gain/ Loss Clubs	New Members	Charter Members	Reinstate Members	Transfer Members	Total Member Added	Total Members Dropped	Gain/ Loss Members
2020-2021	45	75	-30	1,167	897	206	63	2,333	2,976	-643
2021-2022	35	62	-27	1,357	964	206	64	2,591	2,697	-106
2022-2023	15	36	-21	860	458	107	61	1,486	2,268	-782
2023-2024	12	32	-20	947	357	170	53	1,527	1,789	-262
2024-2025				1,052	676	337	100	2,165	1,985	180
Average	27	51	-25	1,077	670	205	68	2,020	2,343	-323



### Membership Composition June 2025 Cumulative



### Gender Composition June 2025 Cumulative

